

**FAG****NU1060-M1** [↗](#)

Cylindrical roller bearing

Cylindrical roller bearing NU..-M1, with cage, single row, non-locating bearing, 2 ribs on outer ring, 0 ribs on inner ring (smooth), type NU, Running accuracy in P6

Technical information



Your current product variant

Design	Standard	
Cage	M1	Two Piece Brass Cage Roller Guided
Radial internal clearance	CN (Group N)	Normal internal clearance
Tolerance class	PN	Normal (ISO 492:2023)
Number of rows	1	Single-row design

Main Dimensions & Performance Data

d	300 mm	Bore diameter
D	460 mm	Outside diameter
B	74 mm	Width
C_r	900,000 N	Basic dynamic load rating, radial
C_{0r}	1,430,000 N	Basic static load rating, radial
C_{ur}	122,000 N	Fatigue load limit, radial
n_G	2,290 1/min	Limiting speed
n_{gr}	1,390 1/min	Reference speed
$\approx m$	43.14 kg	Weight



Mounting dimensions

$d_{a \min}$	315 mm	Minimum diameter shaft shoulder
$d_{a \max}$	336 mm	Maximum diameter of shaft shoulder
$d_{b \min}$	345 mm	Minimum shaft shoulder
$D_{a \max}$	445 mm	Maximum diameter of housing shoulder
$r_{a \max}$	3 mm	Maximum recess radius
$r_{a1 \max}$	3 mm	Maximum recess radius






Dimensions

r_{\min}	4 mm	Minimum chamfer dimension
$r_{1 \min}$	4 mm	Minimum chamfer dimension
s	7.9 mm	Axial displacement
E	420 mm	Raceway diameter outer ring
F	340 mm	Raceway diameter inner ring
$D_{1 \min}$	405.2 mm	Minimum rib diameter outer ring

Temperature range

T_{\min}	-30 °C	Operating temperature min.
T_{\max}	150 °C	Operating temperature max.

Characteristics

-  Radial load
-  Grease Lubrication
-  Oil Lubrication
-  Not sealed
-  Large bearing