



FAG

**NU2222-E-XL-M1**

Cylindrical roller bearing

Cylindrical roller bearing NU..-E-XL-M1, with cage, single row, non-locating bearing, 2 ribs on outer ring, 0 ribs on inner ring (smooth), type NU, Running accuracy in P6

X-life

## Technical information



## Your current product variant

Design	E	Increased Capacity Design
Cage	M1	Two Piece Brass Cage Roller Guided
Radial internal clearance	CN (Group N)	Normal internal clearance
Tolerance class	PN	Normal (ISO 492:2023)
Number of rows	1	Single-row design

## Main Dimensions &amp; Performance Data

d	110 mm	Bore diameter
D	200 mm	Outside diameter
B	53 mm	Width
C <sub>r</sub>	455,000 N	Basic dynamic load rating, radial
C <sub>0r</sub>	520,000 N	Basic static load rating, radial
C <sub>ur</sub>	88,000 N	Fatigue load limit, radial
n <sub>G</sub>	6,100 1/min	Limiting speed
n <sub>gr</sub>	2,750 1/min	Reference speed
m	7.4 kg	Weight



### Mounting dimensions

$d_{a \min}$	122 mm	Minimum diameter shaft shoulder
$d_{a \max}$	130 mm	Maximum diameter of shaft shoulder
$d_{b \min}$	135 mm	Minimum shaft shoulder
$D_{a \max}$	188 mm	Maximum diameter of housing shoulder
$r_{a \max}$	2 mm	Maximum recess radius
$r_{a1 \max}$	2 mm	Maximum recess radius





### Dimensions

$r_{\min}$	2.1 mm	Minimum chamfer dimension
$r_{1 \min}$	2.1 mm	Minimum chamfer dimension
s	3.9 mm	Axial displacement
E	180.5 mm	Raceway diameter outer ring
F	132.5 mm	Raceway diameter inner ring
$D_{1 \min}$	173.82 mm	Minimum rib diameter outer ring

### Temperature range

$T_{\min}$	-30 °C	Operating temperature min.
$T_{\max}$	150 °C	Operating temperature max.

### Characteristics

-   $F_r$  Radial load
-  Grease Lubrication
-  Oil Lubrication
-  Not sealed