

**FAG****N318-E-XL-M1** [↗](#)

Cylindrical roller bearing

Cylindrical roller bearing N3..-E-M1, with cage, single row, non-locating bearing, 0 ribs on outer ring, 2 rib on inner ring, type N3

Technical information

**Your current product variant**

Cage	M1	Two Piece Brass Cage Roller Guided
Tolerance class	PN	Normal (ISO 492:2023)
Change mark	E	Increased Capacity Design
Radial internal clearance	CN (Group N)	Normal internal clearance
Number of rows	1	Single-row design

Main Dimensions & Performance Data

d	90 mm	Bore diameter
D	190 mm	Outside diameter
B	43 mm	Width
C _r	370,000 N	Basic dynamic load rating, radial
C _{0r}	350,000 N	Basic static load rating, radial
C _{ur}	60,000 N	Fatigue load limit, radial
n _{G Grease}	5,400 1/min	Limiting speed for grease lubrication
n _{G Oil}	6,300 1/min	Limiting speed for oil lubrication
m	6 kg	Weight

Mounting dimensions

d _a	104 mm	Diameter shaft shoulder
D _a	176 mm	Diameter of housing shoulder
r _{a1 max}	2.5 mm	Maximum recess radius







Dimensions

$r_{1 \text{ min}}$	3 mm	Minimum chamfer dimension
s_1	1.3 mm	Axial displacement
E	169.5 mm	Raceway diameter outer ring

Temperature range

T_{min}	-30 °C	Operating temperature min.
T_{max}	150 °C	Operating temperature max.

Characteristics

-  F_r Radial load
-  Grease Lubrication
-  Oil Lubrication
-  Not sealed