

**FAG****N315-E-XL-M1-C3** [↗](#)

Cylindrical roller bearing

Cylindrical roller bearing N3..-E-M1, with cage, single row, non-locating bearing, 0 ribs on outer ring, 2 rib on inner ring, type N3

## Technical information

**Your current product variant**

Cage	M1	Two Piece Brass Cage Roller Guided
Tolerance class	PN	Normal (ISO 492:2023)
Change mark	E	Increased Capacity Design
Radial internal clearance	C3 (Group 3)	Internal clearance larger than CN
Number of rows	1	Single-row design

**Main Dimensions & Performance Data**

d	75 mm	Bore diameter
D	160 mm	Outside diameter
B	37 mm	Width
$C_r$	285,000 N	Basic dynamic load rating, radial
$C_{0r}$	265,000 N	Basic static load rating, radial
$C_{ur}$	46,500 N	Fatigue load limit, radial
$\approx m$	3.64 kg	Weight

**Mounting dimensions**

$D_a$	148 mm	Diameter of housing shoulder
$r_{a1 \max}$	2 mm	Maximum recess radius

**Dimensions**

$r_{1 \min}$	2.1 mm	Minimum chamfer dimension
E	143 mm	Raceway diameter outer ring







### Temperature range

---

$T_{\min}$	-30 °C	Operating temperature min.
$T_{\max}$	150 °C	Operating temperature max.

### Characteristics

---

-  Radial load
-  Grease Lubrication
-  Oil Lubrication
-  Not sealed