

**FAG****N306-E-XL-M1-C3** [↗](#)

Cylindrical roller bearing

Cylindrical roller bearing N3..-E-M1, with cage, single row, non-locating bearing, 0 ribs on outer ring, 2 rib on inner ring, type N3

Technical information

**Your current product variant**

Cage	M1	Two Piece Brass Cage Roller Guided
Tolerance class	PN	Normal (ISO 492:2023)
Change mark	E	Increased Capacity Design
Radial internal clearance	C3 (Group 3)	Internal clearance larger than CN
Number of rows	1	Single-row design

Main Dimensions & Performance Data

d	30 mm	Bore diameter
D	72 mm	Outside diameter
B	19 mm	Width
C _r	61,000 N	Basic dynamic load rating, radial
C _{0r}	48,000 N	Basic static load rating, radial
C _{ur}	7,700 N	Fatigue load limit, radial
n _G Grease	16,100 1/min	Limiting speed for grease lubrication
≈m	411.42 g	Weight

Mounting dimensions

d _a	37 mm	Diameter shaft shoulder
D _a	65 mm	Diameter of housing shoulder
r _{a1 max}	1 mm	Maximum recess radius







Dimensions

$r_1 \text{ min}$	1.1 mm	Minimum chamfer dimension
E	62.5 mm	Raceway diameter outer ring

Temperature range

T_{min}	-30 °C	Operating temperature min.
T_{max}	150 °C	Operating temperature max.

Characteristics

-  Radial load
-  Grease Lubrication
-  Oil Lubrication
-  Not sealed