

**FAG****2217-M-C3**

Self-aligning ball bearing

Self-aligning ball bearing 22..-M, solid brass cage

Technical information



Your current product variant

Bore type	Z	Cylindrical
Sealing	Without	Not sealed
Cage	M	Solid brass cage, ball guided
Tolerance class	PN	Normal (ISO 492:2023)
Radial internal clearance	C3 (Group 3)	Internal clearance larger than CN
Lubricant	Without	Bearing not greased

Main Dimensions & Performance Data

d	85 mm	Bore diameter
D	150 mm	Outside diameter
B	36 mm	Width
C_r	59,000 N	Basic dynamic load rating, radial
C_{0r}	23,600 N	Basic static load rating, radial
C_{ur}	1,380 N	Fatigue load limit, radial
n_G	7,200 1/min	Limiting speed
n_{gr}	5,200 1/min	Reference speed
m	2.73 kg	Weight

Mounting dimensions

$d_{a \min}$	96 mm	Minimum diameter shaft shoulder
$D_{a \max}$	139 mm	Maximum diameter of housing shoulder
$r_{a \max}$	2 mm	Maximum fillet radius



Dimensions

r_{\min}	2 mm	Minimum chamfer dimension
D_1	129.97 mm	Shoulder diameter outer ring
d_1	105.2 mm	Shoulder diameter inner ring









Temperature range

T_{\min}	-30 °C	Operating temperature min.
T_{\max}	150 °C	Operating temperature max.

Calculation factors

e	0.26	Limiting value of F_a/F_r for the applicability of diff. Values of factors X and Y
Y_1	2.46	Dynamic axial load factor
Y_2	3.8	Dynamic axial load factor
Y_0	2.57	Static axial load factor

Characteristics

	Radial load
	Axial load in one direction
	Axial load in two directions
	Grease Lubrication
	Oil Lubrication
	Not sealed
	Static angular error and misalignment
	Dynamic angular error and misalignment