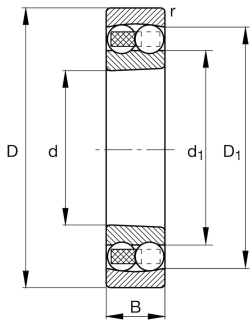


**FAG****2216-K-TVH-C3**

Self-aligning ball bearing

Self-aligning ball bearing 22..-K-TVH, tapered bore taper 1:12, plastic cage

Technical information



Your current product variant

Bore type	K	Tapered, taper 1:12
Sealing	Without	Not sealed
Cage	TVH	Solid cage made of glass-fiber reinforced polyamide PA66
Tolerance class	PN	Normal (ISO 492:2023)
Radial internal clearance	C3 (Group 3)	Internal clearance larger than CN
Lubricant	Without	Bearing not greased

Main Dimensions & Performance Data

d	80 mm	Bore diameter
D	140 mm	Outside diameter
B	33 mm	Width
C_r	49,500 N	Basic dynamic load rating, radial
C_{0r}	19,900 N	Basic static load rating, radial
C_{ur}	1,210 N	Fatigue load limit, radial
n_G	5,300 1/min	Limiting speed
n_{gR}	5,400 1/min	Reference speed
$\approx m$	1.97 kg	Weight



Mounting dimensions

$d_{a \min}$	91 mm	Minimum diameter shaft shoulder
$d_{a \max}$	96 mm	Maximum diameter shaft shoulder
$D_{a \max}$	129 mm	Maximum diameter of housing shoulder
$d_{b \min}$	85 mm	Minimum cavity diameter of the sleeve
$B_{a \min}$	12 mm	Minimum cavity width of the sleeve
$r_{a \max}$	2 mm	Maximum fillet radius

Dimensions

r_{\min}	2 mm	Minimum chamfer dimension
D_1	120.97 mm	Shoulder diameter outer ring
d_1	99.2 mm	Shoulder diameter inner ring

Temperature range

T_{\min}	-30 °C	Operating temperature min.
T_{\max}	120 °C	Operating temperature max.

Calculation factors

e	0.25	Limiting value of F_a/F_r for the applicability of diff. Values of factors X and Y
Y_1	2.48	Dynamic axial load factor
Y_2	3.84	Dynamic axial load factor
Y_0	2.6	Static axial load factor









Additional information

H316

Adapter sleeve



Characteristics

-  Radial load
-  Axial load in one direction
-  Axial load in two directions
-  Grease Lubrication
-  Oil Lubrication
-  Not sealed
-  Static angular error and misalignment
-  Dynamic angular error and misalignment