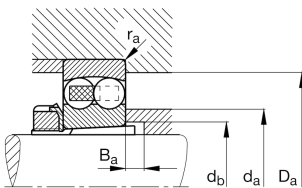
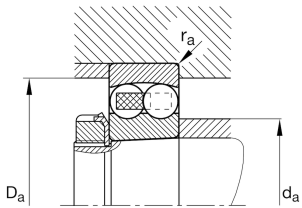
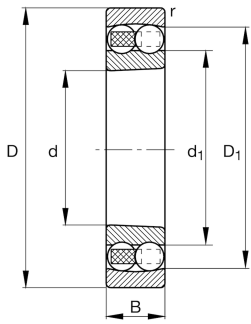


**FAG****2217-K-M-C3**

Self-aligning ball bearing

Self-aligning ball bearing 22..-K-M, tapered bore taper 1:12, solid brass cage

Technical information



Your current product variant

Bore type	K	Tapered, taper 1:12
Sealing	Without	Not sealed
Cage	M	Solid brass cage, ball guided
Tolerance class	PN	Normal (ISO 492:2023)
Radial internal clearance	C3 (Group 3)	Internal clearance larger than CN
Lubricant	Without	Bearing not greased

Main Dimensions & Performance Data

d	85 mm	Bore diameter
D	150 mm	Outside diameter
B	36 mm	Width
C_r	59,000 N	Basic dynamic load rating, radial
C_{0r}	23,600 N	Basic static load rating, radial
C_{ur}	1,380 N	Fatigue load limit, radial
n_G	7,200 1/min	Limiting speed
n_{gr}	5,200 1/min	Reference speed
$\approx m$	2.67 kg	Weight



Mounting dimensions

$d_{a \min}$	96 mm	Minimum diameter shaft shoulder
$d_{a \max}$	102 mm	Maximum diameter shaft shoulder
$D_{a \max}$	139 mm	Maximum diameter of housing shoulder
$d_{b \min}$	91 mm	Minimum cavity diameter of the sleeve
$B_{a \min}$	12 mm	Minimum cavity width of the sleeve
$r_{a \max}$	2 mm	Maximum fillet radius

Dimensions

r_{\min}	2 mm	Minimum chamfer dimension
D_1	129.97 mm	Shoulder diameter outer ring
d_1	105.2 mm	Shoulder diameter inner ring

Temperature range

T_{\min}	-30 °C	Operating temperature min.
T_{\max}	150 °C	Operating temperature max.

Calculation factors

e	0.26	Limiting value of F_a/F_r for the applicability of diff. Values of factors X and Y
Y_1	2.46	Dynamic axial load factor
Y_2	3.8	Dynamic axial load factor
Y_0	2.57	Static axial load factor

Additional information

H317

Adapter sleeve



Characteristics

-  Radial load
-  Axial load in one direction
-  Axial load in two directions
-  Grease Lubrication
-  Oil Lubrication
-  Not sealed
-  Static angular error and misalignment
-  Dynamic angular error and misalignment