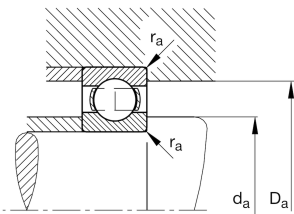
**FAG****6219-M-C3**

Deep groove ball bearing

Deep groove ball bearing 62...-M, single row,  
solid brass cage

## Technical information



## Your current product variant

|                                  |              |  |
|----------------------------------|--------------|--|
| Sealing                          | Without      | Not sealed                               |
| Cage                             | M            | Solid brass cage, rolling element guided |
| Tolerance class                  | PN           | Normal (ISO 492:2023)                    |
| Dimensional / heat stabilization | S0           | Rings dimensional stabilized up to 150°  |
| Lubricant                        | Without      | Bearing not greased                      |
| Radial internal clearance        | C3 (Group 3) | Internal clearance larger than CN        |
| Bore type                        | Z            | Cylindrical                              |

## Main Dimensions &amp; Performance Data

|             |             |                                   |
|-------------|-------------|-----------------------------------|
| d           | 95 mm       | Bore diameter                     |
| D           | 170 mm      | Outside diameter                  |
| B           | 32 mm       | Width                             |
| $C_r$       | 116,000 N   | Basic dynamic load rating, radial |
| $C_{0r}$    | 82,000 N    | Basic static load rating, radial  |
| $C_{ur}$    | 4,800 N     | Fatigue load limit, radial        |
| $n_G$       | 6,900 1/min | Limiting speed                    |
| $n_{gr}$    | 4,950 1/min | Reference speed                   |
| $\approx m$ | 3.2 kg      | Weight                            |



### Mounting dimensions

|              |        |                                      |
|--------------|--------|--------------------------------------|
| $d_{a \min}$ | 107 mm | Minimum diameter shaft shoulder      |
| $D_{a \max}$ | 158 mm | Maximum diameter of housing shoulder |
| $r_{a \max}$ | 2.1 mm | Maximum fillet radius                |

### Dimensions

|            |           |                              |
|------------|-----------|------------------------------|
| $r_{\min}$ | 2.1 mm    | Minimum chamfer dimension    |
| $D_1$      | 146.72 mm | Shoulder diameter outer ring |
| $d_1$      | 118.66 mm | Shoulder diameter inner ring |







### Temperature range

|            |        |                            |
|------------|--------|----------------------------|
| $T_{\min}$ | -30 °C | Operating temperature min. |
| $T_{\max}$ | 150 °C | Operating temperature max. |

### Calculation factors

|       |      |                    |
|-------|------|--------------------|
| $f_0$ | 14.5 | Calculation factor |
|-------|------|--------------------|

### Characteristics

|   |                              |
|---|------------------------------|
|  | Radial load                  |
|  | Axial load in one direction  |
|  | Axial load in two directions |
|  | Grease Lubrication           |
|  | Oil Lubrication              |
|  | Not sealed                   |